

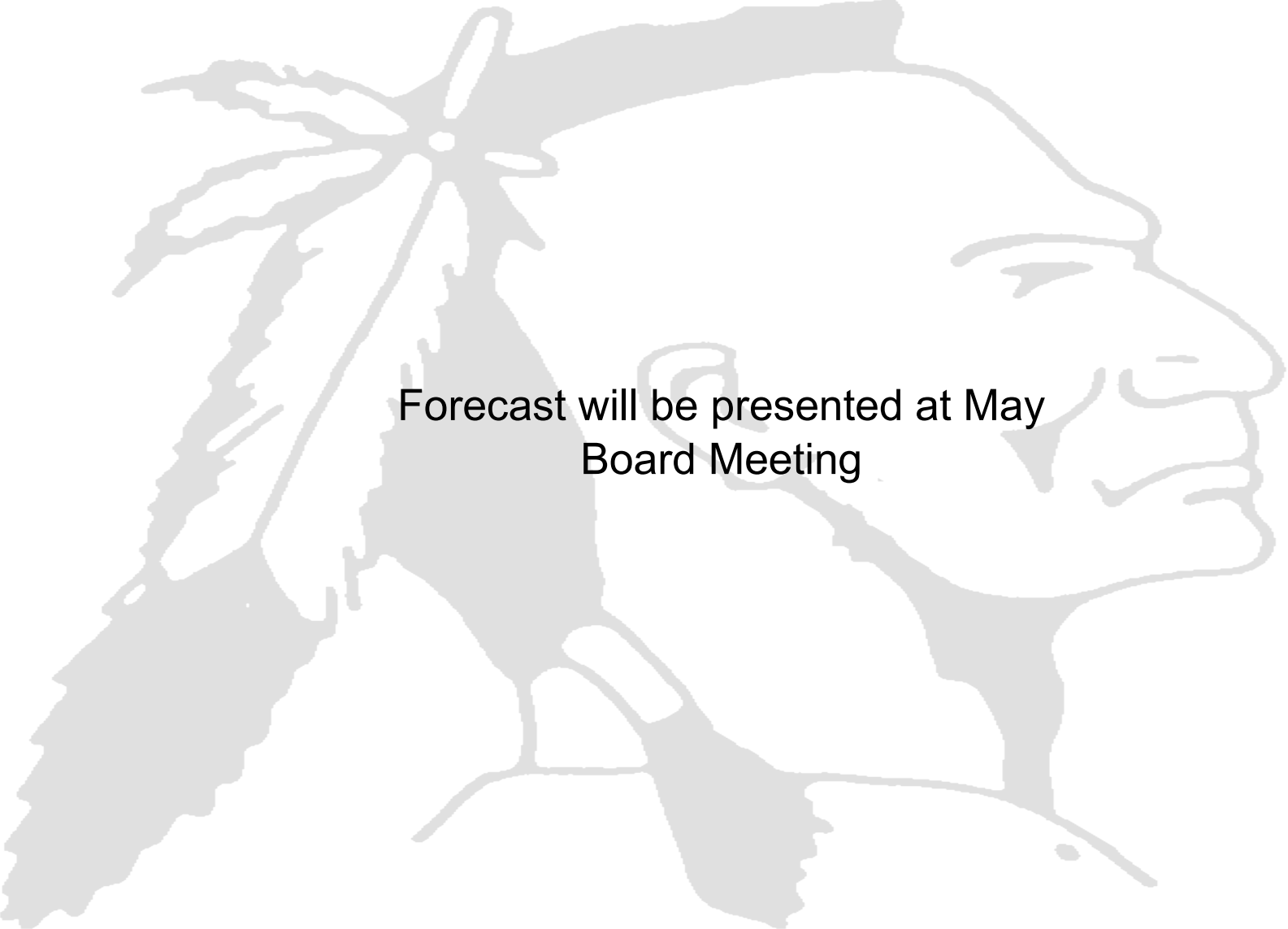
# Joseph Badger Local School District

A faint, light gray watermark of a person's profile, facing right, is visible in the background of the slide. The person appears to be wearing a hat or has long hair. The watermark is centered horizontally and vertically behind the main text.

## Financial Statements For April Fiscal Year 2020

# Table of Contents

Cover	Page 1
Table of Contents	Page 2
Five-Year Financial Forecast	Page 3
Financial Summary	Page 4
Bank Reconciliation	Page 5
Investment Breakdown	Page 6
Year by Year Comparisons	Page 7 - 9
Expenditure Per Pupil Comparisons	Page 10



Forecast will be presented at May  
Board Meeting

## Joseph Badger Local School District

## Financial Statements

## Joseph Badger Local School District

FINANCIAL SUMMARY FOR  
April 2020

	Fiscal Year Beginning Balance	Month to Date Receipts	Fiscal Year to Date Receipts	Month to Date Expenditures	Fiscal Year to Date Expenditures	Current Fund Balance	Current Encumbrances	Unencumbered Fund Balance
001 General Fund	\$ 4,080,236.44	\$ 1,074,063.59	\$ 6,952,815.67	\$ 779,260.81	\$ 6,385,860.33	\$ 4,647,191.78	\$ 551,122.64	\$ 4,096,069.14
002 Bond Retirement	\$ 588,177.58	\$ 138,966.64	\$ 560,826.58	\$ 5,901.27	\$ 514,440.20	\$ 634,563.96	\$ 98,912.50	\$ 535,651.46
003 Permanent Improvement	\$ 1,088,041.44	\$ -	\$ -	\$ -	\$ -	\$ 1,088,041.44	\$ -	\$ 1,088,041.44
004 Building Fund	\$ -	\$ -	\$ -	\$ -	\$ -	\$ -	\$ -	\$ -
006 Food Service	\$ 130,746.49	\$ 18,859.66	\$ 256,823.97	\$ 30,556.35	\$ 300,792.87	\$ 86,777.59	\$ 70,021.87	\$ 16,755.72
008 Endowment Funds	\$ 22,607.54	\$ 41.83	\$ 418.30	\$ -	\$ -	\$ 23,025.84	\$ -	\$ 23,025.84
011 Rotary Special Services	\$ -	\$ -	\$ 4,590.00	\$ -	\$ -	\$ 4,590.00	\$ -	\$ 4,590.00
016 Emergency Fund	\$ -	\$ 224,974.05	\$ 934,667.54	\$ 71,418.85	\$ 666,784.07	\$ 267,883.47	\$ -	\$ 267,883.47
018 Public School Support	\$ 159,895.48	\$ 108.30	\$ 5,929.87	\$ (5,000.00)	\$ 2,409.00	\$ 163,416.35	\$ -	\$ 163,416.35
022 District Agency Fund	\$ 32,153.21	\$ 5,475.00	\$ 54,677.50	\$ 4,706.65	\$ 44,295.42	\$ 42,535.29	\$ -	\$ 42,535.29
034 Maintenance Fund	\$ 191,609.69	\$ 21,717.21	\$ 50,369.55	\$ 9,056.10	\$ 98,974.31	\$ 143,004.93	\$ 2,143.51	\$ 140,861.42
035 Severance Fund	\$ 135,318.58	\$ -	\$ -	\$ -	\$ -	\$ 135,318.58	\$ -	\$ 135,318.58
200 Student Activity Fund	\$ 20,499.35	\$ -	\$ 13,540.29	\$ -	\$ 6,922.21	\$ 27,117.43	\$ 3,086.12	\$ 24,031.31
300 District Activity Fund	\$ 3,487.47	\$ -	\$ 27,539.77	\$ 1,080.58	\$ 43,763.28	\$ (12,736.04)	\$ 37,792.87	\$ (50,528.91)
451 OneNet	\$ -	\$ -	\$ 5,400.00	\$ -	\$ -	\$ 5,400.00	\$ -	\$ 5,400.00
467 Student Wellnes Funds	\$ -	\$ -	\$ 118,562.24	\$ -	\$ -	\$ 118,562.24	\$ -	\$ 118,562.24
516 Title VI-B	\$ -	\$ 41,446.68	\$ 157,137.00	\$ -	\$ 157,137.00	\$ -	\$ -	\$ -
533 Title IID	\$ -	\$ -	\$ -	\$ -	\$ -	\$ -	\$ -	\$ -
572 Title I	\$ -	\$ 85,236.36	\$ 221,674.36	\$ -	\$ 221,674.36	\$ -	\$ -	\$ -
573 Title V	\$ -	\$ -	\$ -	\$ -	\$ -	\$ -	\$ -	\$ -
587 VIB Restoration	\$ -	\$ -	\$ -	\$ -	\$ -	\$ -	\$ -	\$ -
590 Improving Teacher Quality	\$ -	\$ 2,517.90	\$ 2,517.90	\$ -	\$ 2,517.90	\$ -	\$ -	\$ -
599 Misc Federal Grants	\$ -	\$ 17,212.99	\$ 17,212.99	\$ -	\$ 17,212.99	\$ -	\$ -	\$ -
Grand Totals (All Funds)	\$ 6,452,773.27	\$ 1,630,620.21	\$ 9,384,703.53	\$ 896,980.61	\$ 8,462,783.94	\$ 7,374,692.86	\$ 763,079.51	\$ 6,611,613.35

## Joseph Badger Local School District

## Financial Statements

## Joseph Badger Local School District

BANK RECONCILIATION FOR  
April 2020

PER BOARD LEDGERS			
PRIOR MONTH'S BALANCE		\$	6,641,053.26
PLUS RECEIPTS		\$	1,630,620.21
LESS EXPENDITURES		\$	(896,980.61)
<b>GRAND TOTAL (ALL FUNDS)</b>		<b>\$</b>	<b>7,374,692.86</b>
PER BANK STATEMENTS			
Huntington Bank - General Account		\$	202,352.24
Huntington Bank - Payroll Account		\$	4,451.95
STAR Ohio - General Account		\$	4,340,589.39
STAR Ohio - STAR Plus		\$	1,063,313.12
Investments - See Page 6 For Breakdown		\$	1,735,000.00
Money Market		\$	70,542.31
Plus: Other Adjustments		\$	285.75
Less: Outstanding Checks		\$	(37,238.61)
Less: Interest Received		\$	(4,603.29)
Less: Other Adjustments		\$	-
		\$	-
		\$	-
		\$	-
		\$	-
<b>TOTAL BANK BALANCE</b>		<b>\$</b>	<b>7,374,692.86</b>

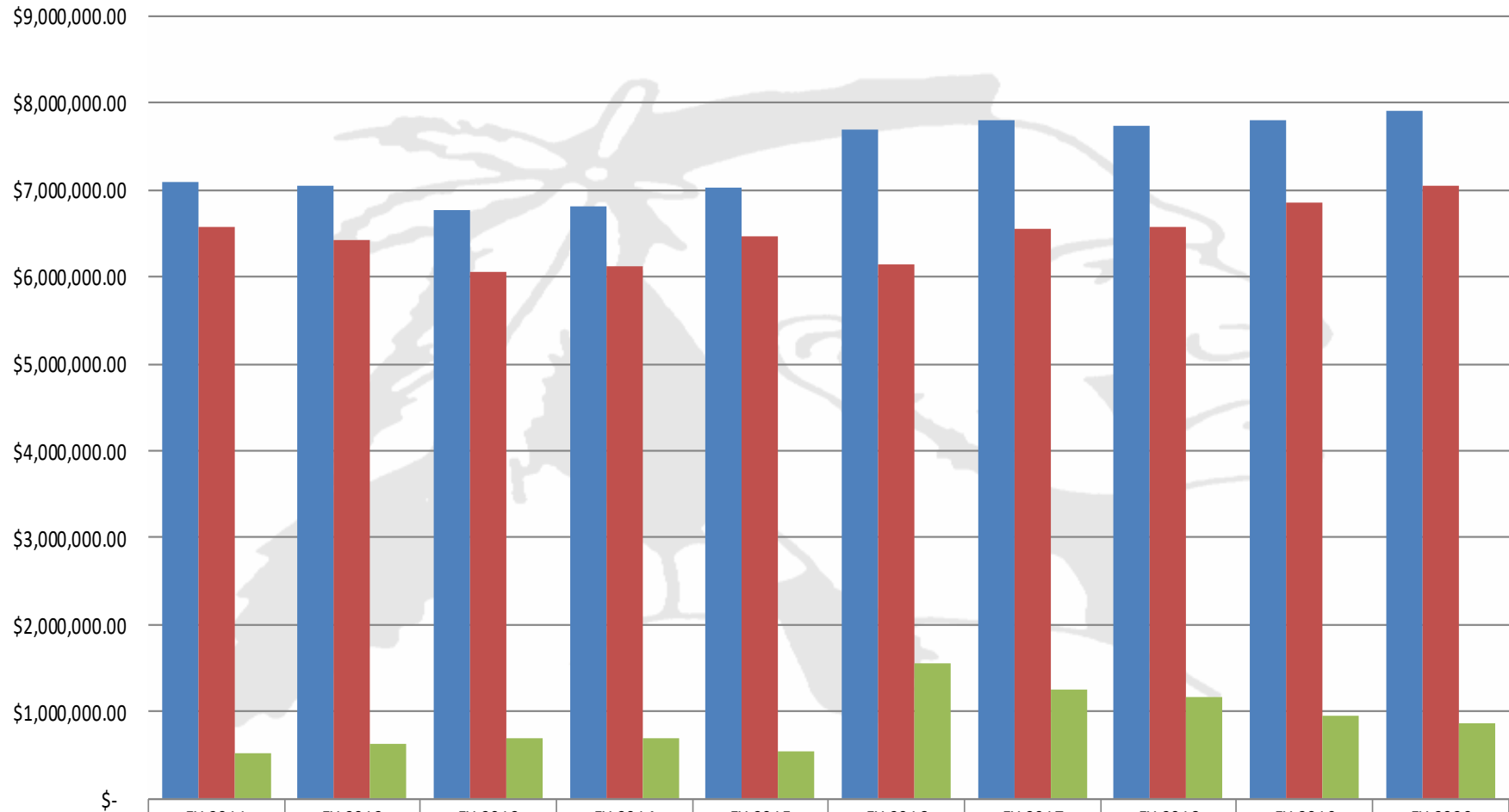
### INVESTMENT BREAKDOWN FOR April 2020

Type of Investment	Bank of Deposit	Amount	Rate	Maturity
CD	BMO Harris Bank	\$ 245,000.00	1.80%	October 20th, 2020
CD	Merchants Bank of Indiana	\$ 248,000.00	1.20%	September 28th, 2020
CD	Umpqua Bank	\$ 248,000.00	1.20%	September 28th, 2020
CD	Plains State Bank	\$ 249,000.00	1.85%	February 26, 2021
CD	Pinnacle Bank of Nashville	\$ 249,000.00	1.65%	May 14, 2021
CD	Bank of OZK	\$ 249,000.00	1.65%	May 14, 2021
CD	Bancorp	\$ 247,000.00	1.65%	May 18, 2021
Total Investments		\$1,735,000.00		

Joseph Badger Local School District

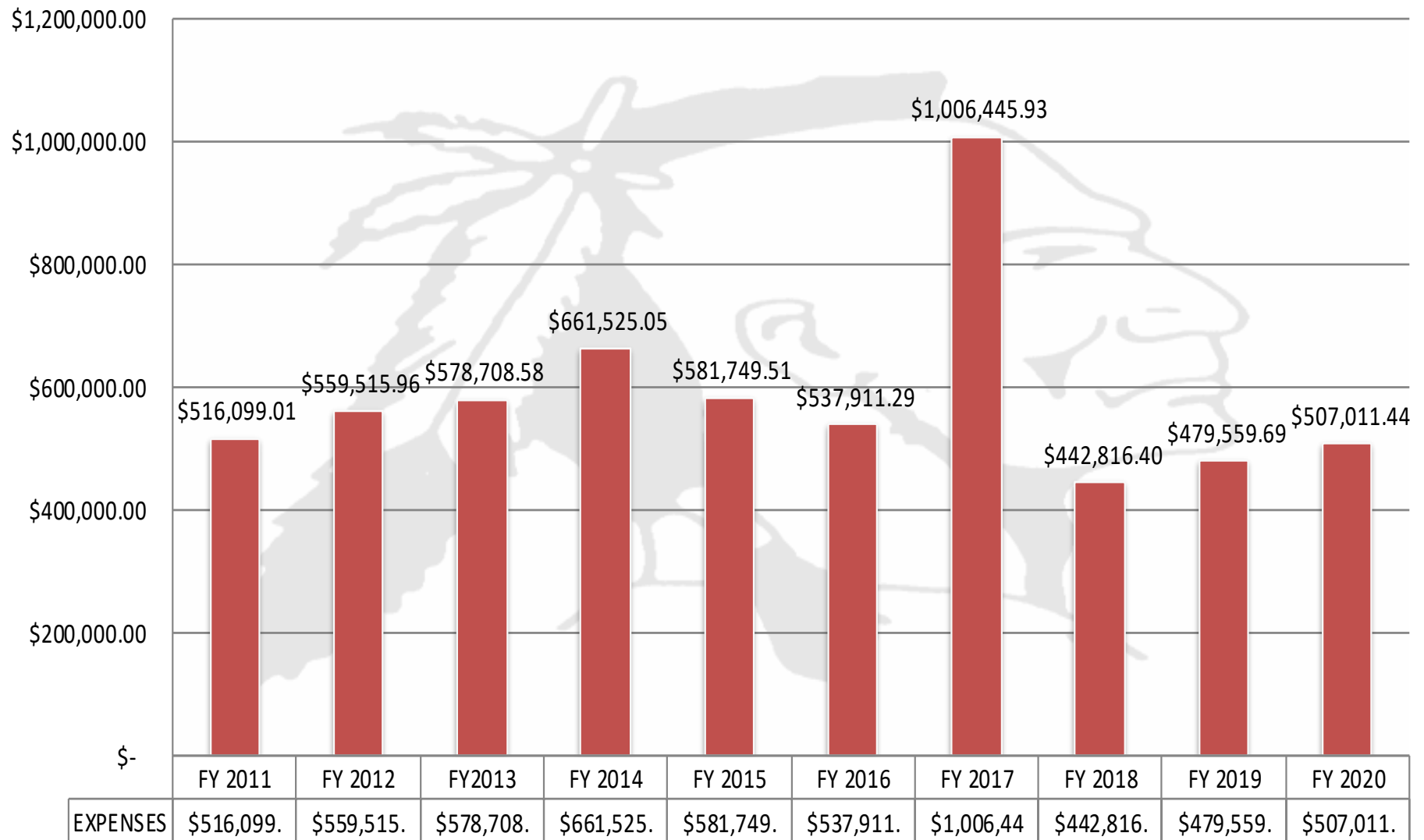
Financial Statements

# General Fund Totals as of April - 10 Year Comparison



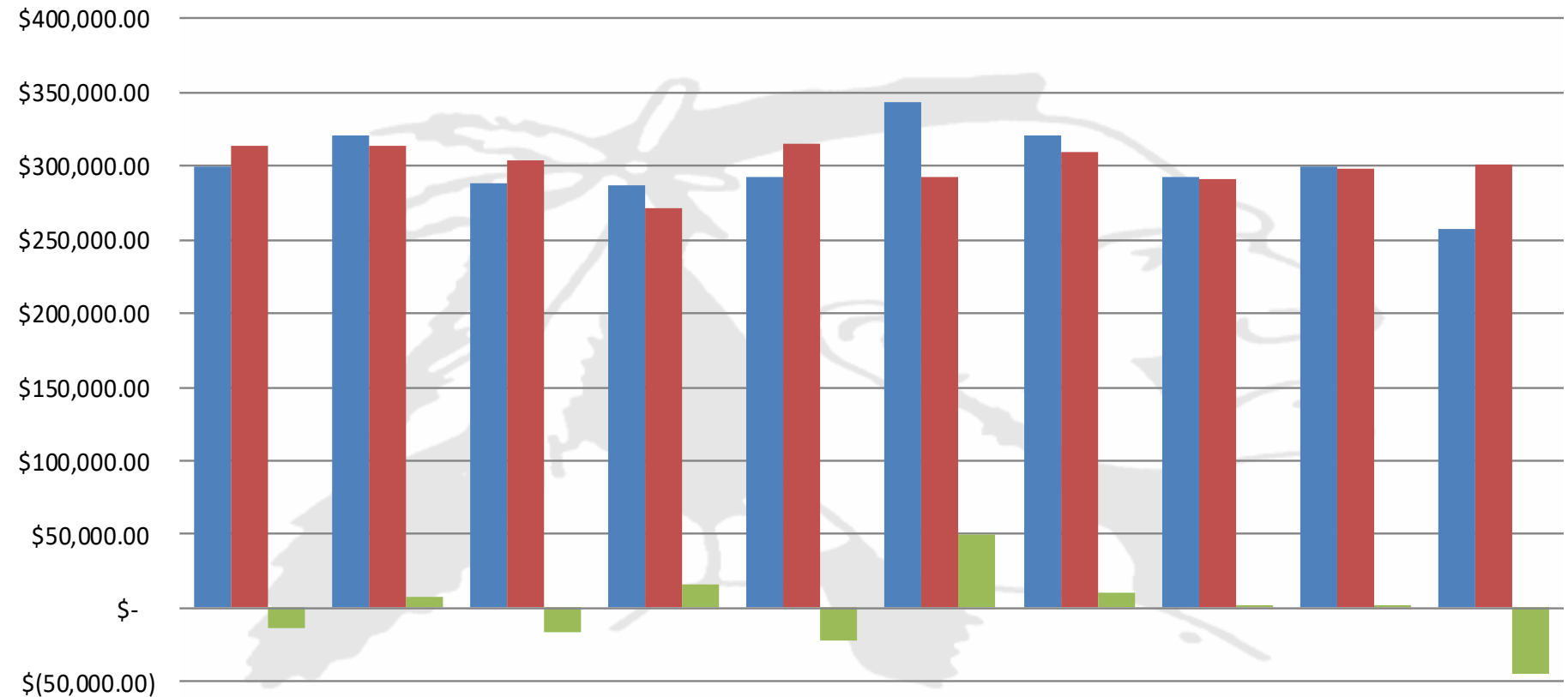
■ Revenue ■ Expenses ■ Difference

## Transportation Total Expenses Comparison as of April - 10 Year Comparison





## Food Service Totals as of April - 10 Year Comparison



\$(100,000.00)

	FY 2011	FY 2012	FY 2013	FY 2014	FY 2015	FY 2016	FY 2017	FY 2018	FY 2019	FY 2020
Revenue	\$299,908.	\$320,397.	\$287,780.	\$286,907.	\$293,051.	\$343,357.	\$320,088.	\$292,194.	\$298,877.	\$257,000.
Expenses	\$312,917.	\$313,000.	\$303,622.	\$270,980.	\$315,178.	\$292,908.	\$309,310.	\$290,854.	\$298,178.	\$300,792.
Difference	\$(13,008.)	\$7,396.49	\$(15,841.)	\$15,926.8	\$(22,126.)	\$50,448.7	\$10,777.7	\$1,340.79	\$699.00	\$(43,792.)

■ Revenue ■ Expenses ■ Difference

## Expenditure Per Pupil - FY 2019

